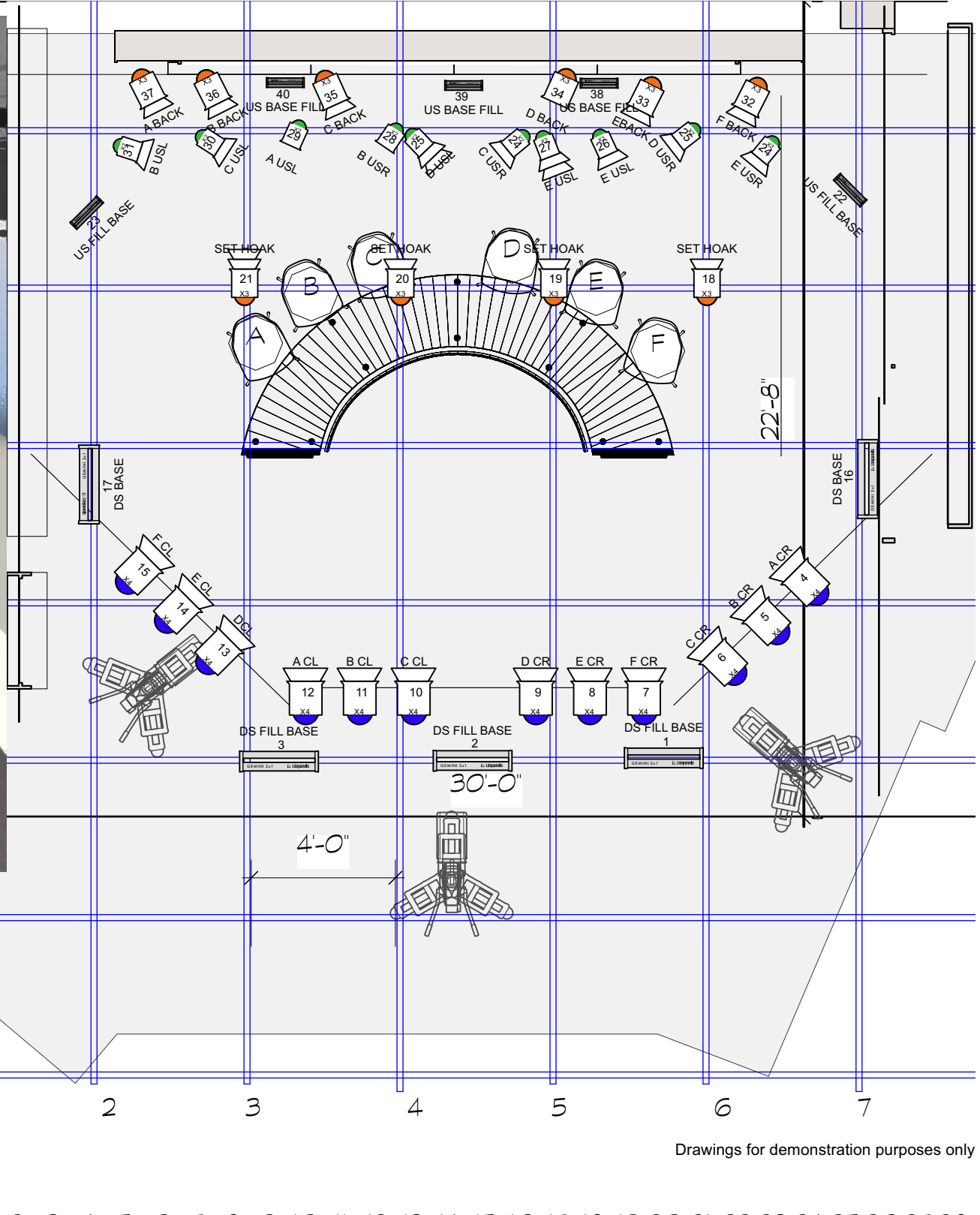
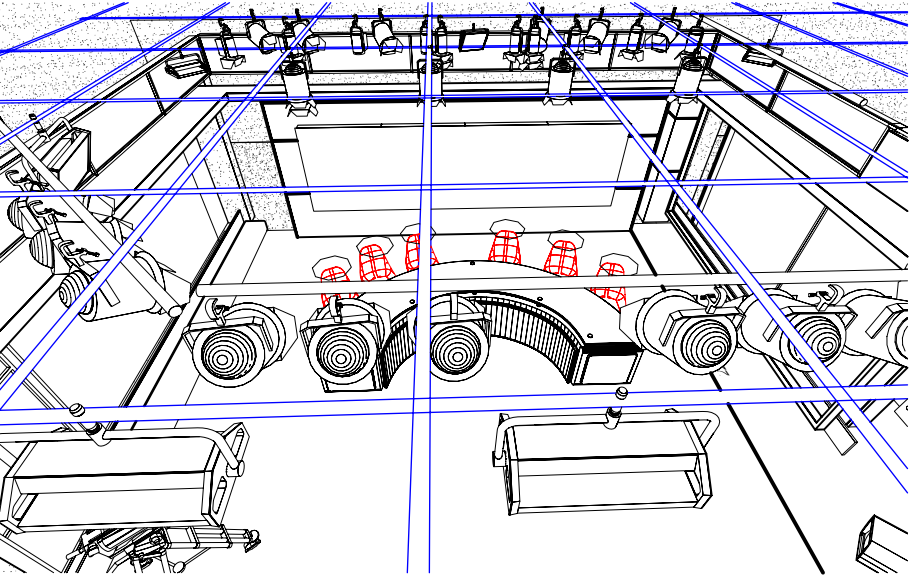




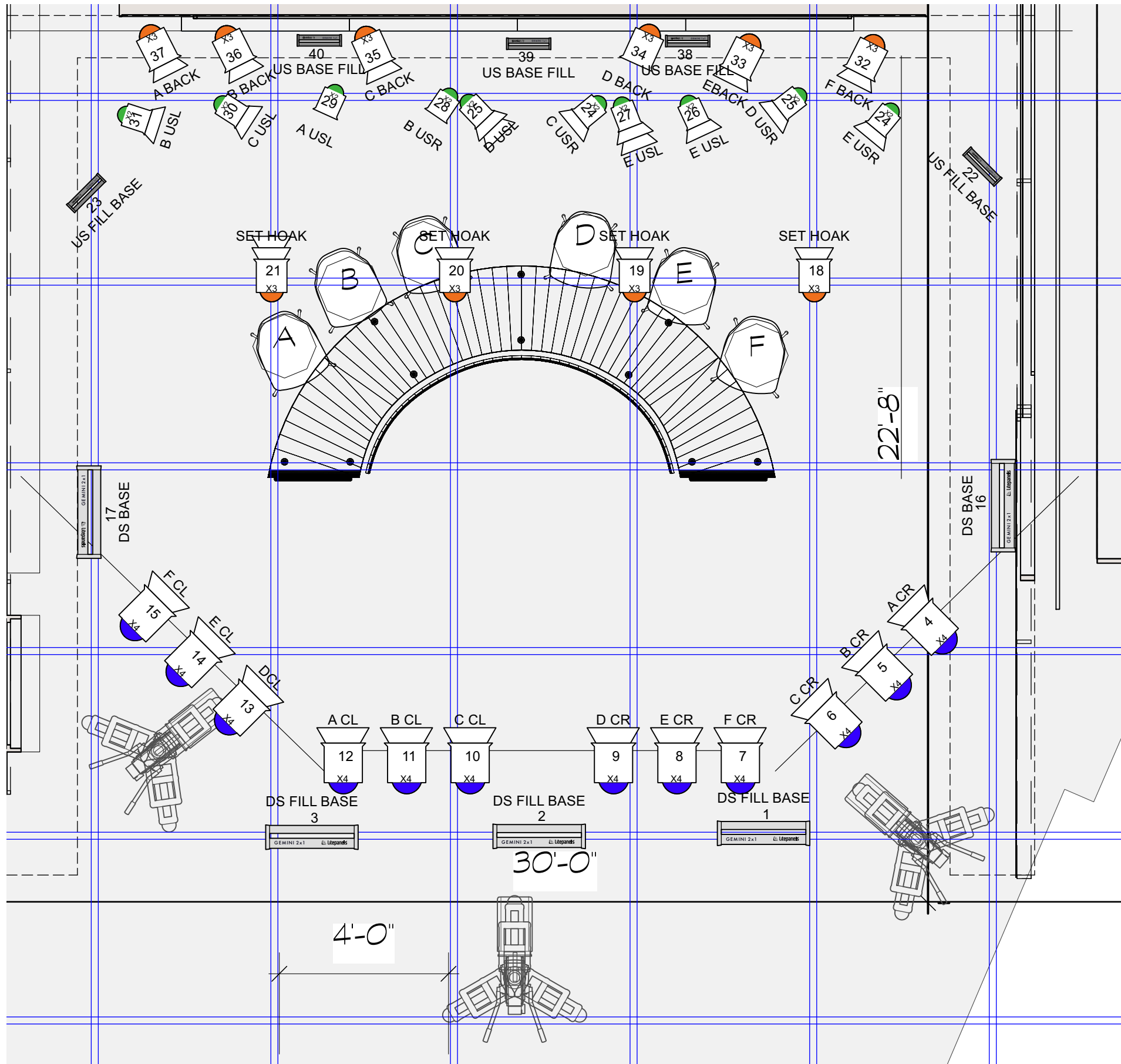
1 Rt isometric
Scale: 1/8" = 1'-0"



Drawings for demonstration purposes only



6 PERSON DESK (BIG)- TYPICAL



Symbol Key

	Litepanels Studio X4 @ 150w 20 lbs	12
	Litepanels Studio X3 @ 100w 11.02lbs	10
	Litepanels Studio X2 @ 60 w 9 lb	10
	Gemini 2x1 Soft Panel @ 325 w 22.3 lb	5
	Gemini 1x1 Soft Panel @ 200 w 11.7 lb	5

Purpose

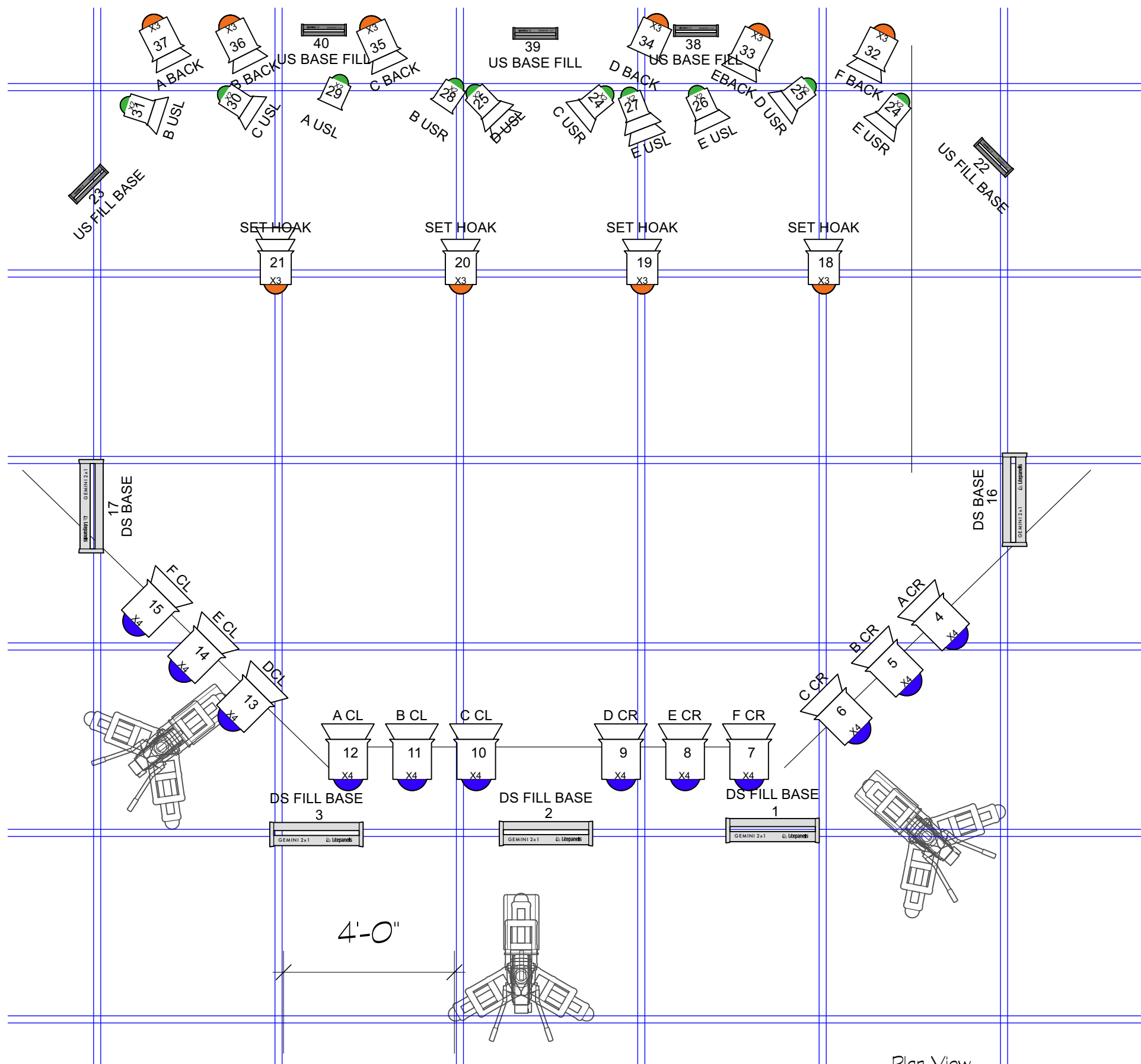
Unit Number

Channel

Cross Key Design Shown.
Typical Key Angle to Face (22-27 Degrees)



6 PERSON DESK (BIG)- TYPICAL



3 Plan View
Scale: 3/8" = 1'-0"

6 PERSON NEWS ANCHOR DESK INSTRUMENT SCHEDULE			
Unit	Instrument Type	Purpose	Wattage
1	Gemini 2x1 Soft Panel	DS FILL BASE	325 W
2	Gemini 2x1 Soft Panel	DS FILL BASE	325 W
3	Gemini 2x1 Soft Panel	DS FILL BASE	325 W
4	Studio X4	A CR	150w
5	Studio X4	B CR	150w
6	Studio X4	C CR	150w
7	Studio X4	F CR	150w
8	Studio X4	E CR	150w
9	Studio X4	D CR	150w
10	Studio X4	C CL	150w
11	Studio X4	B CL	150w
12	Studio X4	A CL	150w
13	Studio X4	DCL	150w
14	Studio X4	E CL	150w
15	Studio X4	F CL	150w
16	Gemini 2x1 Soft Panel	DS BASE	325 W
17	Gemini 2x1 Soft Panel	DS BASE	325 W
18	Studio X3	SET HOAK	100w
19	Studio X3	SET HOAK	100w
20	Studio X3	SET HOAK	100w
21	Studio X3	SET HOAK	100w
22	Gemini 1x1 Soft Panel	US FILL BASE	200 W
23	Gemini 1x1 Soft Panel	US FILL BASE	200 W
24	Studio X2	C USR	60 W
24	Studio X2	E USR	60 W
25	Studio X2	D USR	60 W
25	Studio X2	D USL	60 W
26	Studio X2	E USL	60 W
27	Studio X2	E USL	60 W
28	Studio X2	B USR	60 W
29	Studio X2	A USL	60 W
30	Studio X2	C USL	60 W
31	Studio X2	B USL	60 W
32	Studio X3	F BACK	100w
33	Studio X3	E BACK	100w
34	Studio X3	D BACK	100w
35	Studio X3	C BACK	100w
36	Studio X3	B BACK	100w
37	Studio X3	A BACK	100w
38	Gemini 1x1 Soft Panel	US BASE FILL	200 W
39	Gemini 1x1 Soft Panel	US BASE FILL	200 W
40	Gemini 1x1 Soft Panel	US BASE FILL	200 W



6 PERSON DESK (BIG)- TYPICAL